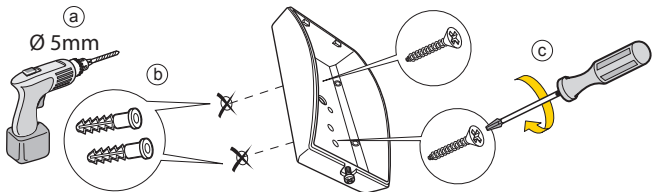
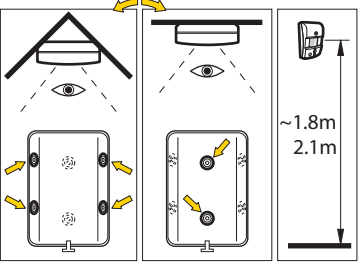
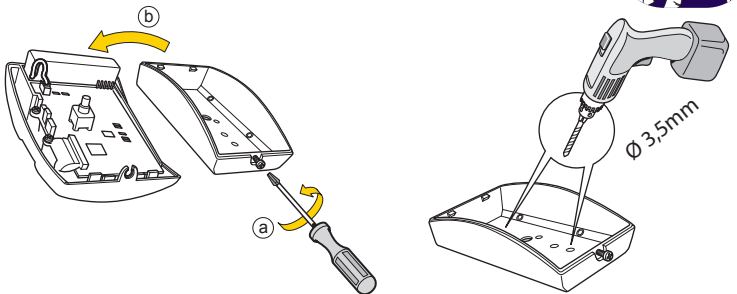
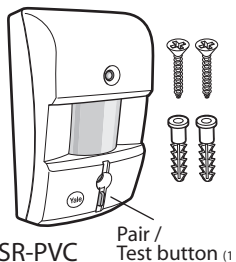




(GB) Installation - (IT) Installazione - (DE) Installation - (NO) Installasjon - (SE) Installation - (DK) Installation.



1) (IT) Associazione/test - (DE) Verbinden/Testen - (NO) Tilkobling/Test - (SE) Para/Testa - (DK) Tilslut/test



(GB) Please see your Yale Smartphone Alarm System Instruction manual for the following: Adding this component to your Alarm, Changing the batteries, Troubleshooting.

(IT) Si prega di consultare il manuale istruzioni dell'allarme Yale Smartphone Alarm per le seguenti operazioni: Aggiungere questo componente al vostro allarme, Installazione, Sostituzione batterie, Risoluzione dei problemi.


(DE) Bitte beachten Sie Ihren Yale Smartphone Alarm-System Bedienungsanleitung für folgende: Das Hinzufügen dieser Tür / Fenster-Detektor, um Ihren Alarm, Installieren, Batteriewechsel, Fehlersuche.

(NO) Vi refererer til den medfølgende brukermanualen av Yale Smartphone Alarm systemet for følgende informasjon: Legge til tilleggsutstyr, Montere enheter, Bytte batterier, Problemløsning.

(SE) För nedanstående hänvisas till Yale Smartphone Alarm system manualen: Lägga till en komponent till ditt larmsystem, Installation, Batteribyte, Felsökning.

(DK) Se hovedmanualen til Yale Smartphone Alarm System, som indeholder vejledning i flg.: tilføj komponenter, installation, batteriskift, fejlfinding.

(GB) Environment - (IT) Ambiente - (DE) Umgebung - (NO) Miljø - (SE) Miljö - (DK) Miljø.



Housings ABS/polycarbonate

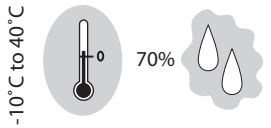
(IT) Involucro di TUTTI i dispositivi ABS/polycarbonato

(DE) Alle Geräte, Gehäuse ABS Polycarbonat

(NO) ALLE komponenter. Deksel av ABS/polykarbonat

(SE) Alla komponenter, Plasthölje ABS/Polycarbonat

(DK) Alle komponenter, ABS/polycarbonat



RoHS

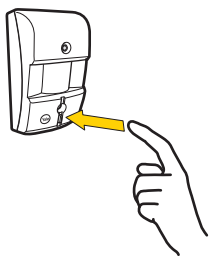
SR-PVC-MI-V03

An ASSA ABLOY Group brand

ASSA ABLOY

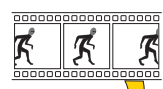
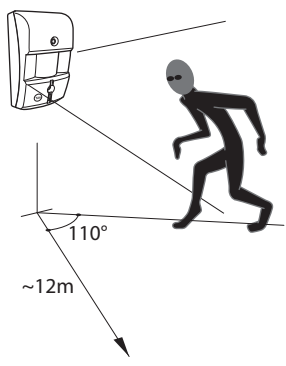
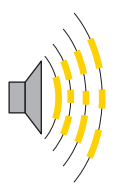
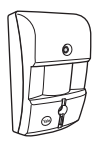


(GB) How does it work - (IT) Come funziona - (DE) Wie es funktioniert -
 (NO) Hvordan virker det - (SE) Hur fungerar det - (DK) Hvordan virker det



Pair and test planned location for stable radio performance

(IT) Associazione nuovo dispositivo. Esegui un test della posizione programmata dei componenti -
 (DE) Verbinden neuer Geräte. Testen Sie Ihren gewählten Standort - (NO) Tilkobling av ekstrautstyr.
 Test for stabile trådløse signaler - (SE) Para in nytt tillbehör. Test radiostyrka - (DK) Tilslut ekstrautstyr.
 Test for stabil trådløs forbindelse



Radio 2,4GHz

